

Scaled data based on original data using
LM-79-08 Approved Method: Electrical and Photometric Measurements of Solid-
State Lighting Products

Test Report Prepared for
Cooper Lighting Solutions
(formerly Eaton)

Brand: McGRAW-EDISON

Report Number: P450307

Luminaire Tested: **GALN-SA1A-760-U-5NQ**

Issue Date: 1/4/2021

Test Information

Test Method: LM-79-08
Report Number: P450307
TEST IS SCALED FROM IESNA LM-79-08 TEST DATA (G3-2011-042-3)
Test Lab: INNOVATION CENTER
Issue Date: 1/4/2021
Manufacturer: COOPER LIGHTING SOLUTIONS (FORMERLY EATON)
Product Line: MCGRAW-EDISON
Catalog Number: GALN-SA1A-760-U-5NQ
Description: GALLEON AREA AND ROADWAY LUMINAIRE
(1) 70 CRI, 5700K, 615mA LIGHTSQUARE WITH 16 LEDS AND TYPE V NARROW OPTICS
Light Source: -
Ballast/Driver: ELECTRONIC DRIVER

Summary

Lumens per Lamp: N/A
Luminaire Lumens: 4829 lumens
Efficiency: N/A
Efficacy: 146.3 lumens/watt
Luminous Opening: Rectangular (W 0.5' x L: 0.5' x H: 0')
IES Classification: Type V - Short
BUG Rating: B2 - U0 - G1

Input Watts (W): 33
Input Voltage (V): NR
Input Current (A_{in}): NR
Voltage Rise (V): NR
Power Factor: NR
Total Harmonic Distortion (THDi): NR
Frequency (hertz): 60
Stabilization Time: NR
Operation Time: NR
Ambient Temperature (°C): NR
Test Distance: 24 FT

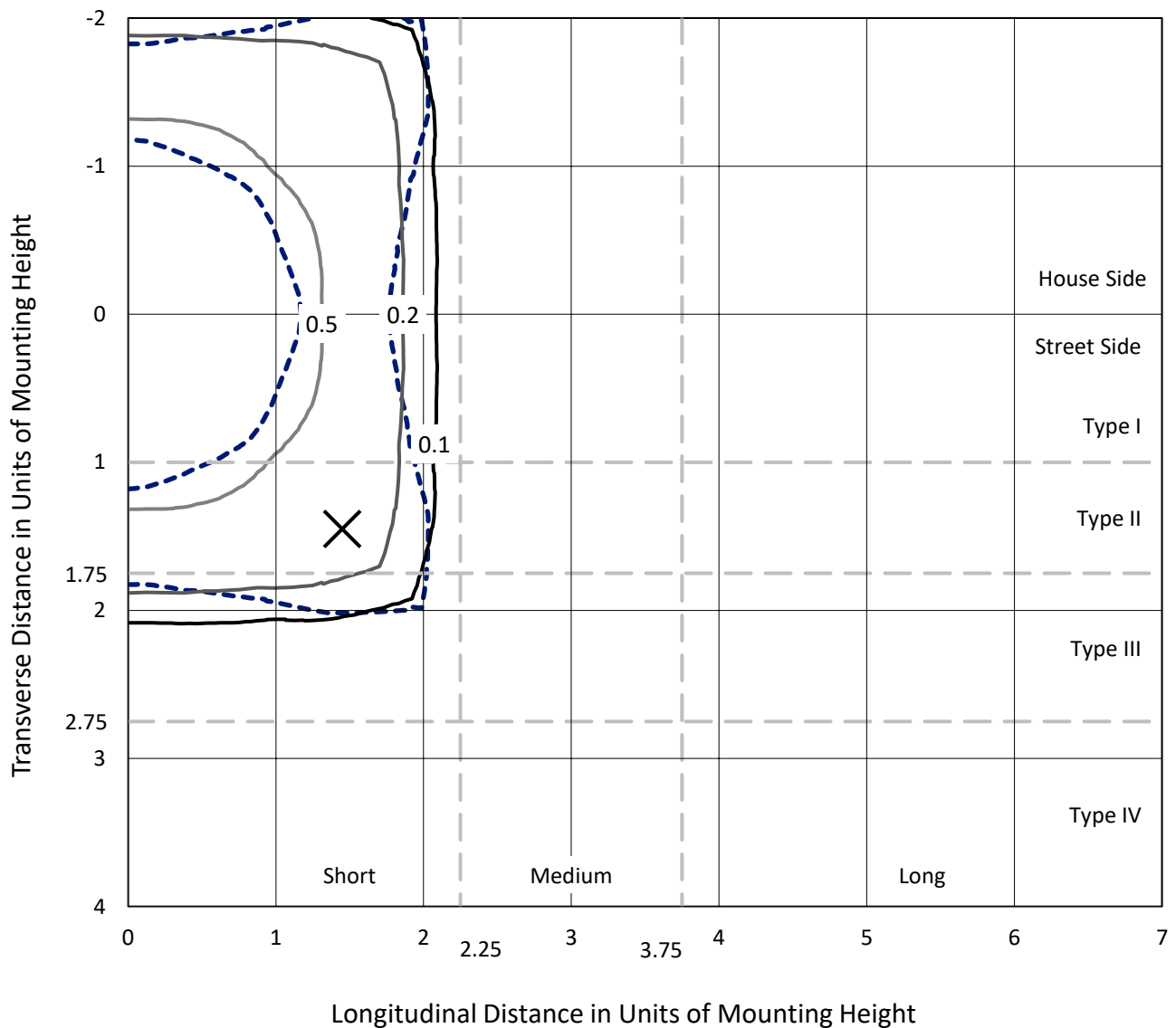




REPORT NUMBER: P450307
 CATALOG NUMBER: GALN-SA1A-760-U-5NQ

Iso-Footcandle Lines of Horizontal Illumination

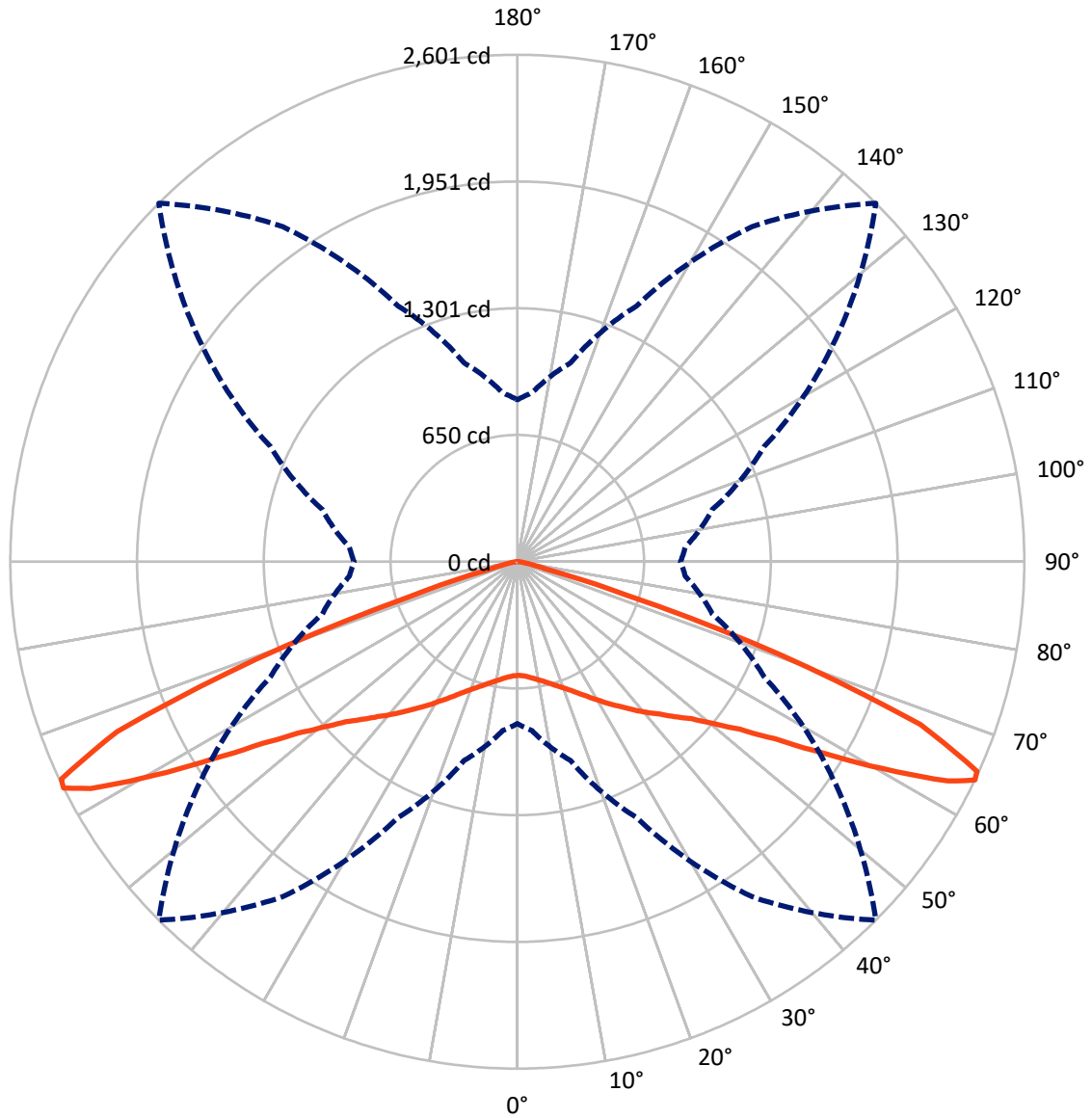
× Max cd
 - - - 1/2 Max cd



Based on 25 foot mounting height. Maximum calculated value = 0.9 fc
 Type V - Short - N/A

REPORT NUMBER: P450307
CATALOG NUMBER: GALN-SA1A-760-U-5NQ

Luminous Intensity Polar Plot



— Vertical Plane Through 45-Deg Lateral - - - Horizontal Cone Through 64-Deg Vertical

REPORT NUMBER: P450307

CATALOG NUMBER: GALN-SA1A-760-U-5NQ

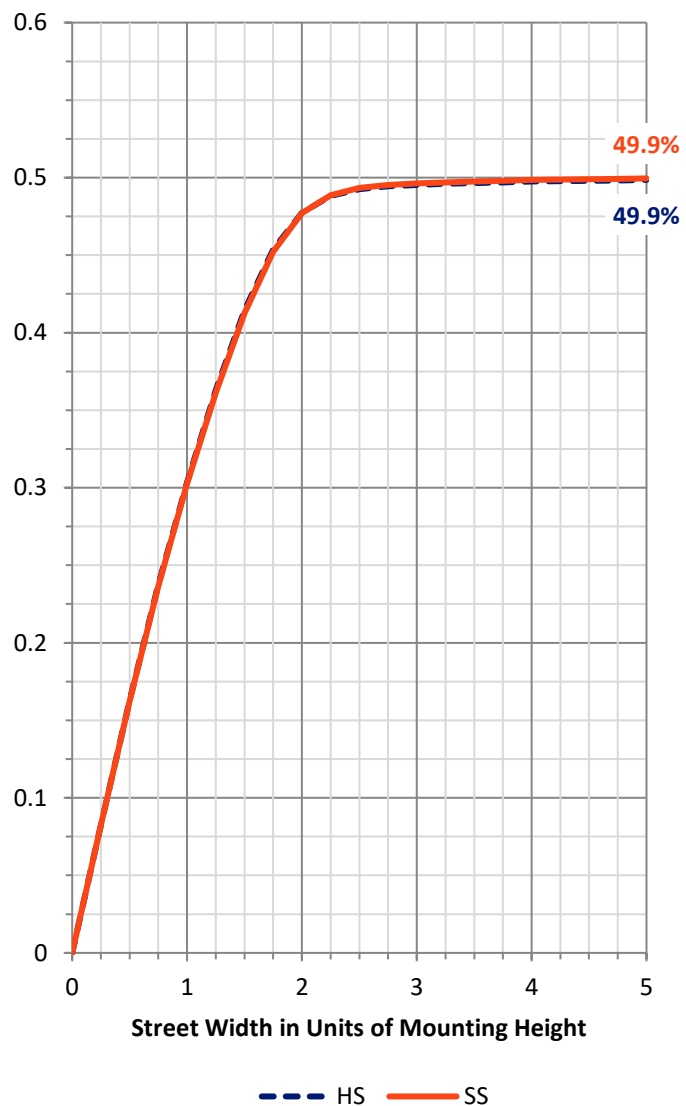
FLUX DISTRIBUTION:

		Downward	Upward	Total
House Side	Lumens	2414.5	0.0	2414.5
	% Fixture	50.0	0.0	50.0
Street Side	Lumens	2414.5	0.0	2414.5
	% Fixture	50.0	0.0	50.0
Total	Lumens	4829.0	0.0	4829.0
	% Fixture	100.0	0.0	100.0

ZONAL LUMENS:

Zone	Lumens	% Fixture
0°-10°	57.3	1.2
10°-20°	185.0	3.8
20°-30°	349.5	7.2
30°-40°	578.9	12.0
40°-50°	903.7	18.7
50°-60°	1397.1	28.9
60°-70°	1204.7	24.9
70°-80°	136.5	2.8
80°-90°	16.4	0.3
90°-100°	0.0	0.0
100°-110°	0.0	0.0
110°-120°	0.0	0.0
120°-130°	0.0	0.0
130°-140°	0.0	0.0
140°-150°	0.0	0.0
150°-160°	0.0	0.0
160°-170°	0.0	0.0
170°-180°	0.0	0.0
0°-90°	4829.0	100.0
0°-180°	4829.0	100.0

Coefficient of Utilization



REPORT NUMBER: P450307

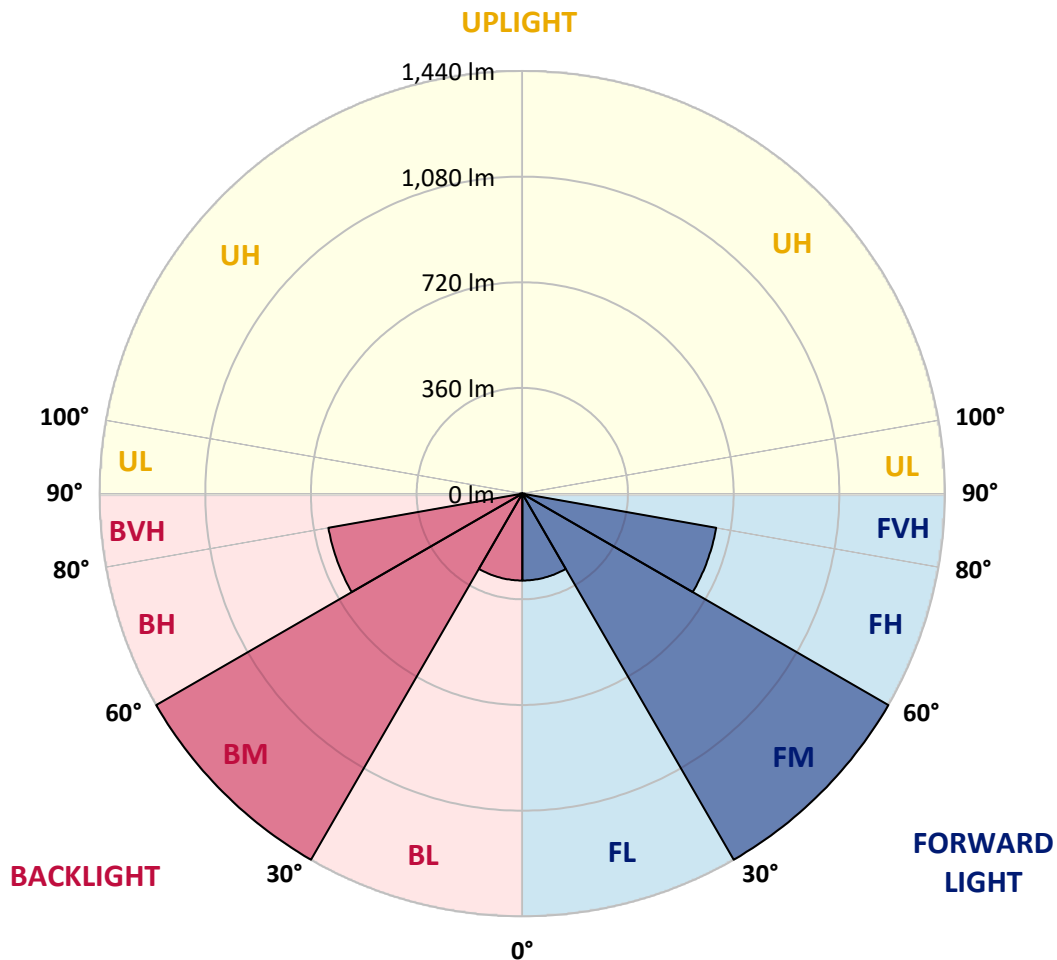
CATALOG NUMBER: GALN-SA1A-760-U-5NQ

LUMINAIRE CLASSIFICATION SYSTEM LUMEN TABLE AND BUG RATING:

Zone	Lumens	% Fixture	Zone Rating/Lumen Limit		
			B	U	G
FL (0°-30°)	295.9	6.1			
FM (30°-60°)	1439.8	29.8			
FH (60°-80°)	670.6	13.9			G1/1800
FVH (80°-90°)	8.2	0.2			G0/10
BL (0°-30°)	295.9	6.1	B1/500		
BM (30°-60°)	1439.8	29.8	B2/2500		
BH (60°-80°)	670.6	13.9	B2/1000		G1/1800
BVH (80°-90°)	8.2	0.2			G0/10
UL (90°-100°)	0.0	0.0		U0/0	
UH (100°-180°)	0.0	0.0		U0/0	

BUG Rating: B2-U0-G1

Type V Short





REPORT NUMBER: P450307
 CATALOG NUMBER: GALN-SA1A-760-U-5NQ

CANDELA DISTRIBUTION (FULL):

	0°	5°	15°	25°	35°	45°	55°	65°	75°	85°	90°
0°	583.7	583.7	583.7	583.7	583.7	583.7	583.7	583.7	583.7	583.7	583.7
2.5°	586.0	587.2	586.2	586.0	585.7	585.7	585.7	586.0	587.0	587.8	587.2
5°	593.4	594.4	593.9	593.6	593.4	593.6	593.1	592.9	593.6	593.6	593.4
7.5°	602.6	603.9	603.4	603.9	604.1	604.4	603.1	602.1	601.8	602.6	602.1
10°	615.1	616.1	616.4	616.7	617.2	616.9	615.4	613.6	613.3	613.1	612.8
12.5°	629.2	630.0	630.2	631.2	632.0	632.3	630.5	628.9	626.4	626.9	625.9
15°	645.1	646.6	646.3	647.9	649.9	650.4	648.6	646.1	643.8	642.5	641.7
17.5°	664.5	665.5	665.0	666.5	669.1	670.4	668.8	665.5	663.2	660.4	658.9
20°	687.5	689.3	689.8	689.8	692.1	693.4	691.1	690.1	686.5	684.4	683.2
22.5°	713.6	714.4	715.9	717.4	719.7	719.2	718.5	716.9	713.6	711.8	709.8
25°	743.0	743.8	747.6	750.9	751.7	751.2	750.2	749.4	746.3	742.2	740.7
27.5°	777.3	778.8	783.9	787.0	787.0	787.3	785.2	787.8	781.1	776.3	775.7
30°	820.3	821.3	825.6	828.7	827.2	825.9	825.4	827.9	820.8	812.1	810.0
32.5°	862.7	866.3	870.1	876.8	871.4	869.1	868.6	870.4	862.2	852.5	849.7
35°	908.2	910.8	918.0	923.6	918.7	913.4	915.7	921.3	911.6	898.5	898.0
37.5°	958.6	960.9	970.1	976.0	972.4	963.2	967.1	973.7	964.0	947.9	944.6
40°	1011.1	1015.9	1027.4	1033.6	1027.7	1015.4	1022.6	1029.7	1021.0	1002.4	994.9
42.5°	1069.9	1077.6	1094.2	1097.3	1086.0	1069.4	1081.9	1093.4	1087.3	1065.8	1063.0
45°	1138.7	1143.3	1163.8	1170.4	1154.8	1134.1	1149.7	1170.7	1166.1	1141.2	1135.9
47.5°	1215.7	1220.0	1241.2	1251.2	1231.5	1203.7	1231.8	1259.2	1256.3	1229.7	1227.2
50°	1306.7	1307.7	1337.2	1348.4	1328.7	1304.7	1329.7	1363.8	1352.5	1318.5	1318.0
52.5°	1406.5	1407.8	1444.8	1466.6	1455.6	1428.5	1458.1	1478.9	1450.2	1405.7	1402.4
55°	1492.9	1499.3	1550.0	1607.8	1622.9	1603.2	1612.1	1602.4	1531.8	1469.4	1459.7
57.5°	1528.2	1540.8	1617.7	1725.7	1823.9	1853.0	1784.0	1691.4	1564.3	1476.0	1466.6
60°	1442.0	1455.6	1575.0	1779.9	2030.6	2157.2	1963.0	1706.5	1490.4	1366.3	1351.5
62.5°	1154.8	1158.6	1334.3	1652.3	2151.0	2478.9	2038.5	1577.8	1275.3	1106.7	1100.8
64°	831.0	870.4	1056.6	1448.7	2098.3	2601.4	1995.0	1397.5	1035.9	865.3	837.6
65°	621.5	632.3	851.7	1237.2	2005.5	2592.2	1910.6	1225.1	857.9	662.2	631.5
67.5°	234.8	236.1	314.3	616.7	1427.7	2230.3	1458.1	666.5	361.4	261.4	251.9
70°	97.4	99.2	115.4	207.4	613.6	1432.1	703.1	240.4	132.2	107.2	105.6
72.5°	71.4	72.4	77.2	92.1	188.8	588.0	231.2	102.1	77.5	69.3	68.5
75°	56.0	56.5	60.1	67.8	88.0	162.9	96.2	70.1	59.1	53.2	52.7
77.5°	42.7	44.0	46.6	51.7	59.1	77.2	63.7	52.4	45.5	40.7	39.9
80°	29.4	30.9	35.8	37.9	39.6	50.1	43.5	39.6	35.6	29.7	27.9
82.5°	18.2	19.2	24.0	25.8	25.1	28.1	27.9	28.4	25.3	18.4	17.1
85°	9.5	10.0	13.0	13.6	12.5	11.5	14.3	16.6	15.6	10.5	10.2
87.5°	2.0	2.3	2.8	2.6	2.8	2.8	3.6	5.4	5.6	3.6	3.3
90°	0.0	0.0	0.0	0.0	0.0	0.0	0.0	0.0	0.0	0.0	0.0

(END OF REPORT)